

RAFTS AND SEEDS

THE NEWSLETTER
OF THE
CANBERRA CRAFT
BOOKBINDERS' GUILD

VOLUME 30, NUMBER 4, AUGUST 2013

www.canberra-bookbinders.org.au

CCBG COMMITTEE 2012/13

President Chris Johnson – 6125 4509 (w)
Vice President Caren Florance – 0402 105 245
Secretary Wendy Taylor – 6254 1273 (h)
Treasurer Vicki Woolley – 6231 9688 (h)

Committee Members

Teresa Duhigg
Terence Uren
Lee Bratt
Lyndell Dobbs

Raised Bands

Editor Caren Florance
ampersandduck@gmail.com
PO Box 392, Dickson ACT 2602

Contributions Everyone is welcome to contribute news of activities, exhibitions seen, upcoming opportunities, photographs, etc.

Guild address PO Box 4322, Kingston ACT 2604
Guild email admin@canberrabookbinders.org.au
Guild website <http://www.canberrabookbinders.org.au>

ISSN 0812-3876

COVER IMAGE: Elizabeth Hunter, *Venice Tunnel Book* (detail), 2013, made in the *Booking Your Travel* class, Sturt Winter School, July 2013. Own sketches, papercut, plus vintage maps of Venice and handmade miniature bunting. If you'd like to see a short video of it (and all of us exclaiming over it), go to <http://youtu.be/sFU2gYYrEzE> See p. 11 for the account of the class.

CONTENTS

A Note from the President..	4
June Meeting Report	5
Workshop: <i>Dos Rapporte</i> Binding Structure	8
Workshops: Tonkin Masterclass and Paper & Place	10
Guild 13 update	11
The Bind Challenge so far..	12
Booking Your Travel report	13
Members' News and Opportunities	15

WHERE WE MEET

Hughes Community Centre, Wisdom Street, Hughes

The venue is easy to locate as it is alongside the Hughes Shopping Centre, with parking in the shopping centre off Wisdom Street. There is also disabled parking right at the front door of the centre.

We do ask that everyone attending brings a TEA/COFFEE MUG with them, and also a NAMETAG with your name on it!

WHEN WE MEET

Meetings are held on the second Thursday of every second month. Dates of forthcoming meetings are therefore:

8 AUGUST

10 OCTOBER

12 DECEMBER

Meetings begin at 7:30pm and usually end around 9. If details vary, every attempt will be made to notify members by phone, email and/or the Guild website. Please keep your contact details up to date. See below for details of the next meeting's activity.

NEXT MEETING

THURSDAY 8 August 2013

ANNUAL GENERAL MEETING: Please pay your dues.

ACTIVITY: Caterpillar Stitch. This stitch was taught some years ago and it was suggested a repeat would be timely to hone skills and for new members to add this stitch to their repertoire. We have developed some new twists with the stitch and we think we have cracked the technique of the caterpillar/centipede wandering around the edge of a book cover, we have also figured out how to work a more chubby caterpillar. We have also developed another easier caterpillar that might be of interest (see p. 17). All materials supplied but it would help if you could bring two needles with eyes large enough for a waxed thread and for those who might like to experiment with shape or use their own covered boards an awl would be useful. A curved needle is handy if you have one.

A NOTE FROM THE PRESIDENT

Dear Bookbinders,

We are approaching the Annual General Meeting on Thursday August 8th. The meeting is in the Hughes Community Centre as usual - followed by a stitching activity and refreshments. So I'll try to keep the formal part of the meeting as short as possible.

Our Guild is a lively association, due to members being enthusiastic in guild activities and making new suggestions. This comes from all members as well as the committee: I believe we have a very healthy craft guild because of it. We are always looking for members to join the committee and spread the buzz. The duties are not onerous, and there is no formality in advance: you can nominate on the night of the meeting. The general requirements are just to be enthusiastic about bookbinding and come to the committee meetings, which are held in the alternating, odd numbered months between the society meetings.

The Guild annual members' exhibition is being expertly organised by Terence Uren, and publicised by Lee Bratt and Lyndell Dobbs. So now it is time to finish those bindings to put them on show. Lee and Lyndell have been making great publicity for the event, even going as far as appearing on local radio ABC 666.

You'll see notices about upcoming workshops and other Canberra events elsewhere in this issue. Further afield, upcoming events outside Canberra but easily within reach:

-- the Australian Bookbinding Symposium 4-6 October, *Bookbinding: Past-Present-Future* (abs2013.com.au) has now published a draft programme, with two Canberra members on the list of speakers. Now is the time to register for early bird rates before the end of August, and even earlier, to book accommodation. I booked through Wotif in Melbourne city block itself, at a good rate, with a short walk and a tram ride (love those Melbourne trams) to RMIT campus in Brunswick.

-- next year's NZ conference: it's time to consider making a proposal or abstract for Auckland 24-26 October 2014 (closes Sept 30). The details are on a blog: <http://abc-nz-2014.blogspot.co.nz/>

— *Chris Johnson*

JUNE MEETING REPORT

24 members present. Apologies: Margo Jones.

The President opened the meeting with the sad news that long term member, Ralf Iannuzzi, had died. Ralf, until the last year, had attended meetings despite his ill health and had always supported the Guild's exhibitions with entries. He will be missed by those who knew him.

Members were reminded to get their entries ready for our exhibition at the Civic Library – 13-28 September. A reminder also of the AGM at our next meeting in August and nominations were being sought. The President encouraged members to put their names forward as the committee only met once every two months and duties associated with being on the committee were not onerous.

Lee Bratt reminded everyone to keep working on their Challenge items – check Raised Bands for details.

Vicki Woolley instructed members on the silent auction of redundant library books – this was a very competitive auction with all books being purchased.

Recycle, re-use, up-cycle and resculpture

Lee Bratt took us through a number of website pictures of what famous and less famous people were doing in recycling in the area of books. Items used ranged from phone books to doilies and lace, shopping bag books, shingles, clock and watch parts, old sweaters, purses, tea bags, all a testament to the imagination and ingenuity of craftspeople working out there. She also had a number of books from which she had gained inspiration and these were circulated including Gwen Hedley's, *Drawn to Stitch*, proving that useful books don't have to be about bookbinding for ideas. For those who didn't attend a few names to check out on the web: Isaac Salazar, *altered books*; *Book of Nails*, Victoria and Albert (this site proved worth looking at and I had to drag myself away); more well known, Brian Dettmer will blow your mind away with his recycling; and the amazing Jennifer Khoshbin.

We then were given a walk through the colourful collection of books that Lee herself had made using recycled materials. Her mother-in-law's dress, clothing from op shops, wallpaper samples, pianola rolls, jeans, leather slacks, nothing is safe from being sized up for the creative uses they may be put to. Her books were wonderfully joyful and amusing, particularly the book with the two big artificial flowers. Her most popular books, according to Lee, are those made from jeans. They are practical because of pockets and the material is hardwearing.

June meeting, continued.




She answered a number of questions re attaching materials. Her discussion and demonstration of what she had achieved was informative and fun.

Other members bought along books made from recycled items and these included Leharne Fountain creatively reusing paper from the office; Ian Farrawell's use of dated post office labels which had been made into beautiful miniature books year by year; Terence Uren's exquisite recycled book made with rusty metal; and a Jacob's ladder made using cut up maps (this along with one of Lee's book objects had been accepted for the Books Beyond Words competition and exhibition); Vicki Woolley and Bev Quenault both had exquisite constructions involving the use of recycling plant material to enhance the paper. There were many more ideas circulated but taking notes and looking at the same time is quite difficult.

This was a wonderful evening where everyone felt able to contribute. Thank you Lee, for an informative and entertaining workshop.

June meeting, continued.



Lee presenting examples from the internet; giving us an explanation of her entry for the East Gippsland Art Gallery Books...Beyond Words exhibition; three of her books made from recycled materials.

DOS RAPPORTE BINDING STRUCTURE

Rosemarie Jeffers Palmer

Saturday 26 & Sunday 27 October 2013

9.30 – 4.30 at Hughes Community Centre, Wisdom Street, Hughes

We have been successful for a second year in arranging for Rosemarie Jeffers Palmer to teach a workshop for the Guild. Again this is a great opportunity to learn a new technique - the Dos Rapporte binding.

Benjamin Elbel developed this technique and it is now used by a number of well known UK binders. He describes it as ‘a versatile structure in which the special mechanics of the spine provides the book with a smooth opening as well as an elegant and contemporary character’. Details of the structure are described in Elbel’s article in *The New Bookbinder*, Vol. 32, 2012 in the Guild’s library. Websites on this binding can be checked out at www.elbel-libro.com/pages/courses and at www.beechingstoke.plus.com/ – go to bindings and click on *The Glass Room* which will give an idea of what can be achieved with practice.

Rosemarie has researched and developed this binding style in isolation here in Australia, without the possibility of direct assistance from Benjamin or other UK binders, so there will be, by necessity, some differences. However her binding functions the same way, throwing the text block up rather like a springback book and looks the same as that developed by Benjamin. Rosemarie has successfully taught this technique to her Sydney students and found that they were enthusiastic about the possibilities presented by this binding approach both for rebinding projects and for Artists Books.



Dos Rapporte closed and spine feature, A4 size completed by student at a recent workshop

Dos Rapporte continued.

Rosemarie will be supplying leather for the covers and has suggested that participants print paper or use decorative paper to make an exposed underlay to the final covering of leather and perhaps also for the endpapers. She will bring materials to allow for some simple printing techniques to be experimented with during the workshop but please feel free to also bring your own decorative paper.

Time permitting, Rosemarie will cover some approaches to designing that may assist you to develop your creativity for your bookbinding projects.

The workshop is open to both beginners and experienced binders. To speed the learning process participants will need to have prepared a bookblock. Any inexperienced binders who need assistance with doing a bookblock will be assisted in preparing one and should contact Wendy Taylor.

Rosemarie's qualifications include a Diploma of Art, teaching qualifications and she is a graduate of the Sydney Institute of Technology Bookbinding and Restoration course. Current bookbinding teaching includes Artists' Books at College of Fine Arts, University of NSW, teaching workshops at her own bindery and guest tutor to other guilds and the Wanaka Autumn School in NZ. She has spent time overseas attending bookbinding courses and conferences, increasing her knowledge which she is generously passing on to Australian binders.

Given her busy teaching schedule we feel very lucky that we have been able to get a weekend with her. This is a great opportunity to be creative and learn a new technique in a supportive group.

What you will need:

- Bring your regular bookbinding tool kit and cutting mat including rulers, squares.
- Prepared bookblock A5 size, about 1.5 to 2cm thick. (more on materials following enrolment).
- Bring your own lunch. Morning and afternoon tea will be provided.

Cost: \$166 (members)
 \$206 (non members)



Leather cover with decorative paper underlay

Before paying please ensure availability of a place in the workshop as numbers will be a maximum of 10. Email wendytaylor@homemail.com.au or phone 62541273 to check. Payment can be made by direct debit, cash or cheque.

MASTERCLASS: CHEMISE AND SLIPCASE

14–15 and 21–22 September

John and Joy Tonkin will run a master class workshop on the French chemise and slipcase container. The chemise will have a leather spine and leather yapp fore-edge. The slipcase will have leather edges. There is some tricky leather work with this technique and participants should be able to pare leather well.

The workshops will be held over two weekends, namely 14/15 September and 21/22 September 2013. The class size is limited to six. Cost is \$340 including materials and notes. Location is Bookarts Bindery, 83 Flinders Way Griffith. The workshops will run from 9am till 5 pm.

To enrol, contact Joy on 62 95 67 86.

PAPER & PLACE

Making Paper from plants collected from the Strathnairn property

Saturday 14 September 9.30 am to 4pm

Sunday 15 September 9.30 to 12.30pm \$120 pp Max 8 people

At Strathnairn's Paper Access Workshop

The tutors will be Mandy Hillson and Cecile Galiazzo

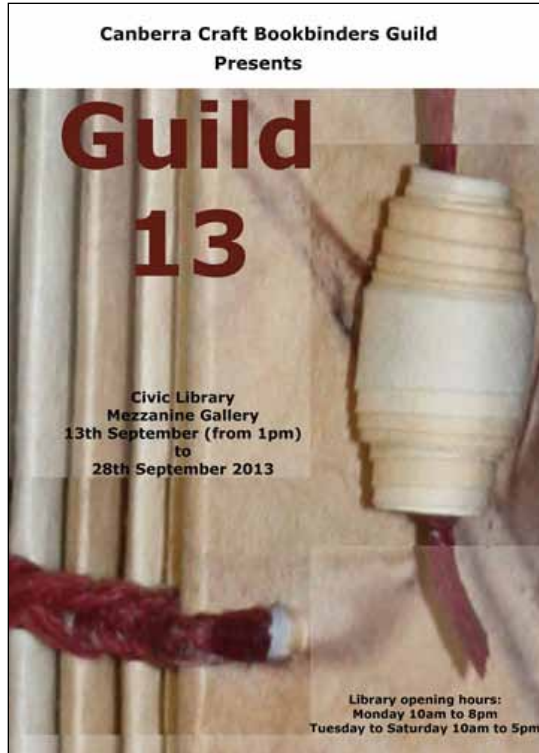
Strathnairn is a bounty of stunning vegetation - wild in the paddocks and grown in the "farm gardens" – this is part of Strathnairn's charm and character. Participants will learn how to prepare paper fibre from plants collected from the Strathnairn garden and property. We will be identifying the right type of plants to use, collecting, cutting, cooking, and using the equipment (stamper and Hollander beater) at the Paper Studio to prepare fibre pulp. We will then make sheets of paper (couching and pouring) using the prepared pulp and embedding found collected plants that reflect the beautiful place of Strathnairn.

For those of you who have not attended an equipment orientation before, an orientation will be included in this workshop. This is essential if you intend to book the equipment for use in the future.

For contact information and to register please contact: **mandy.hillson@hotmail.com**, ph: 0447 028 493



GUILD EXHIBITION 2013



This is the final call for works for our coming members' exhibition, Guild 13. If you are intending to submit works but have not yet made contact with the exhibition curator, Terence Uren, you should do so NOW [terence.uren@bigpond.com or 6282 2403]. If you have already told Terence to expect works from you, these can be handed over at the August General Meeting or dropped off by arrangement to either Terence [at 21 Turner Place Yarralumla] or Wendy Taylor [at 28 Ambalindum Street Hawker ph 6254 1273]. All works **MUST** be delivered to Terence or Wendy by Friday 30 August.

Guild 13 will run from Friday 13 September until Saturday 28 September in the Mezzanine Gallery of Civic Library, Civic Square, London Circuit, Canberra City. The Gallery will be open from 10.00 to 8.00pm on Mondays and from 10.00am to 5.30pm on Tuesdays to Saturdays. There will be a low-key exhibition opening at 6.00pm on Wednesday 18 September. An e-catalogue of the exhibition will be available for downloading from the Guild's website.

THE BIND CHALLENGE: SO FAR

PART ONE: February 2013

This is a challenge about opposites, backwards and upside down. I want you to start at the end. Work in a way that is not your usual practice.

As will become obvious, you will be asked to make 4 things... but I want you to start at the end. Make a container: the size, shape, materials are all up to you but it must have 4 sections/ compartments or can be 4 boxes, joined or not. You decide. It must be to a finished standard, e.g. finish it before the April meeting

PART TWO: April 2013

Go to this website: <http://www.musicoutfitters.com/topsongs/1975.htm>

On the right hand side is a drop down menu, change the year to the year you turned 18 or 21, whichever is more significant to you.

Select a song that defines “GOOD” and make a book/object for the first of your 4 boxes/compartments.

PART THREE: June 2013

We now know what music you thought was GOOD when you were 18 or 21 but what were you wearing when you listened to this music? “GOOD” is still the word to focus on.

Photo albums might tell you, or Google “fashions of the 19??s”. Images and websites will appear to help your memory. Also Google “dressmaking patterns from 19??”. Or for the men, “Mens clothes patterns 19??”

Now make a book/object for the second of your 4 containers.

PART FOUR: August 2013

Now you have probably think you know where we are going with this challenge, so this won't be a surprise.

Music and fashion from the year of your 18th/21st birthday – but what were you doing that year and where did you live, work or play?

Stay tuned for the final part...

Remember that the challenge is to have a final product by the December meeting, where our usual Show and Tell session will be focused on this project. There will be a (small) prize but don't get too hung up about it, just **have fun**.

BOOKING YOUR TRAVEL

Sturt Winter School 2013

The Sturt Winter Schools in Mittagong are smaller than their Summer versions, but some think that's the best thing about them. With just over 100 students in total spread over about 15 classes ranging from metal forging to marquetry to calligraphy (Gemma Black) to knitting ('Wild Tea Cosies'), the scale is perfect for intensive learning in warm classrooms while the chill wind blows outside.

My class of 8 this year was delightful, and it wasn't just because they were a group of lovely people. It's because I'd set them a theme, and they came prepared to play, so the end results weren't just a lot of blank books with beautiful covers.

The usual protestations were made at the beginning about 'not being arty', but there's *arty*, and then there's *creative and resourceful*: qualities that everyone had in abundance.

Our cover this issue is a detail of a tunnel book made by Elizabeth, who brought a pile of her Venice sketches and was brave enough to cut them up and construct something quite spectacular in return. Those who didn't bring travel memorabilia instead focused on personal journeys, with Toni working on a book of her life, which then became merely 'part one', to be continued.




Group admiration of the tunnel book

Two class members, Avril and Cindy, were part of a relatively new artists' book group in Sydney who meet regularly and swap techniques and encourage each other. Their ideas and energy were infectious, and added to the fun.

I also had a professional artist in the mix: Liz Jeneid, who runs papermaking, printmaking and book arts workshops from her own studio near Wollongong (see Members' News & Opps this issue). I was a bit nervous about whether I could teach Liz anything (I'm still not sure that I did!) but no-one begrudges a good concentrated week of making, and I encouraged everyone to share knowledge and show their past work, which in Liz's case was some gorgeous alternate bindings she had devised herself, one involving bulldog clips: spare and elegant.

If you have a week to spare in winter (or summer), I highly recommend attending the school. It's a marvellous and encouraging environment to try something new, or brush up your skills. The website, for more information, is <http://www.sturt.nsw.edu.au/education>

Booking Your Travel, continued.



Clockwise from top left: Cindy made many books, but this cunning little piece recycled an SD Card box; Liz used her own drawings and prints for her bindings; Ros had a real eye for colour; Pip combined a spare aesthetic with exquisite sewing skills; Putch coptic-bound all her grandson's cards in a wonderful spiral; Avril, a graphic designer, had been to Hawaii and all her work was bright and energetic; Part one of Toni's journey, in a pocketed concertina with custom slipcase.

MEMBERS' NEWS AND OPPORTUNITIES

SILENT AUCTION: FRANK WIESNER PRESS



A wooden press from the estate of Margaret Easton, a foundation member of the Guild, has been given to the Guild for sale. It will be offered at a silent auction to members at the August meeting. Frank Wiesner's equipment does not come on to the market often so this is an opportunity to obtain a rare piece of equipment. The only metal in this press are the two small plaques – Frank's own and one acknowledging Beverley Thomas who commissioned the press in 1992. Members who have equipment made by Frank can attest to the quality of his workmanship. His pieces are quality items and have always sold for what they are worth rather than at bargain basement prices. The press dimensions are height 80 cm, outer width

54 cm, inner working width 40 cm, depth 37 cm and the light 36cm which would allow for a number of family bibles to be accommodated. Both amateur and professional binders value Frank's work. Margaret always had the press in the house where it was part of the furniture. It can be viewed by telephoning Wendy Taylor on 62541273 or wendytaylor@homemail.com.au. See pictures and check out <http://www.carbatec.com.au/frank-wiesner> for a review of this craftsman and his work. Bidding will start at \$600 and silent bids will be taken at the AGM. Members who cannot attend the meeting, and wish to bid should contact Wendy Taylor.

UPCOMING EXHIBITIONS

BROAD: work from the Ampersand Duck Letterpress Residency, featuring 8 emerging ANU School of Art alumni. Foyer Gallery, ANU School of Art, 7–17 August, opening 6pm, 9 August.

BOOK ART OBJECT, featuring artists' books from Edition 4 of the project collected by Terence Uren and Caren Florance. UNSW Canberra Library (ADFA). Dates to be confirmed, but will open mid-Sept and run to end of Oct. Pencil it in, details will be forthcoming.

ABE 2013

Australian Bookbinders' Exhibition 2013: Books due 6 October, with an entry form to be provided with each book, and a single entry fee of **\$55**.

The ABE exhibition will be at the Art Gallery of NSW Research Library

from 6 November to 13 December, with the official opening on Wed 6 November at 6:0pm.

Entry forms have been emailed to members, but if you missed out, contact the Guild Treasurer, Vicki Woolley.

ARTISAN BOOKS

Fitzroy, Victoria

8th Annual Artist's Book Exhibition 14th September - 12th October 2013.

The call is out for exhibitors! If you are interested in participating in our Annual Artist Book Exhibition please contact the shop as soon as possible. Help us spread the word! If you know of anyone who may be interested please pass on our details. The more we have the merrier!

With the Artist Book Exhibition we seek to explore the boundaries of how a book is defined, focusing on the book as a sculptural form. Access our website to view images from our previous exhibitions. http://www.artisan.com.au/exhibition/artist_book12.htm

Exhibitors may submit 1 book. Entry fee: AUD \$25. Deadline for all entries: August 31st, 2013. artisan@alphalink.com.au

23 SANDY GALLERY

Portland, US

Find some inspiration from past exhibitions: <http://23sandy.com/works/product-category/exhibitions/feast-exhibition>

EcoEditions - Call for entries for their upcoming exhibition - <http://www.23sandy.com/ecoseditions/callforentries.html>

AUSTRALIAN BOOKBINDING SYMPOSIUM UPDATE

Victorian Bookbinders Guild have announced the program for the Australian Bookbinding Symposium.

Erika Mordek and Lee Rolph two of our members are presenting sessions at the Australian bookbinders event of 2013.

Take a look at the program. Early Bird registration is still open. Book your spot now: <http://abs2013.com.au/register/>

ABC RADIO

If you missed Lee Bratt and Lyndell Dobbs talking on local radio recently, here's the links so that you can listen to it at your leisure.

http://blogs.abc.net.au/canberra/2013/07/books-beyond-words.html?site=canberra&program=canberra_sundays Here's the book that got them on the radio (Lee made the book, Lyndell did the calligraphy)



INSIDE/OUTSIDE: A CASE FOR THE BOOK, IN NZ

The Association of Book Crafts NZ is hosting an international conference in Auckland next year, 24 to 26 October 2014.


The conference will provide a platform for discussion and interchange on all aspects of book production, the bindings and contents of both traditional and innovative structures. Including production of paper and leather, designing and layout, conservation, typography, illustration, editioning, pricing and selling.

Proposals are invited for presentations in these and all other areas

of book crafts and could be in the form of a lecture, discussion, demonstration, workshop or a poster. For more info, go to <http://abs2013.com.au/register/>

LIZ JENEID WORKSHOPS

Wollongong artist Liz Jeneid runs regular weekend workshops from her home studio featuring guest teachers, and regularly features book-making and book arts-related subjects. Upcoming topics include low-toxic etching, collage/construction, dyeing combined with book making, and drawing. Class numbers are small, so they fill quickly. Contact Liz for a schedule: ejeneid@ozemail.com.au



The simplified caterpillar/centipede stitch that will be taught by Wendy and Teresa next meeting

CANBERRA CRAFT BOOKBINDERS' GUILD

MEMBERSHIP FORM

Guild Objectives

1. To promote and exhibit the art of the hand-bound book.
2. To maintain traditional craft bookbinding skills
3. To seek to exert a progressive influence on the design and technique of bookbinding.

Membership Conditions

Membership for the upcoming year runs 1 July 2013 – 30 June 2014 and is \$40. Membership includes generous discounts when attending Guild-organised workshops; that year's issues of various publications: *Raised Bands*, *Morocco Bound* (Journal of the Australian Craft Bookbinders) and the newsletters of other Australian guilds; as well as various discounts. *Raised Bands* is predominantly an email publication although hard copies can be mailed if special consideration is requested.

Payment Methods

Electronic Bank Transfer

(Please email the Treasurer [*see inside cover*] to inform them of the payment):

Name of account: Canberra Craft Bookbinders Guild Inc.

Bank: Commonwealth (Dickson)

BSB No. 062 904

Account no. 10249149

Reference code: M2013

Cheques

Please make cheques out to the 'Canberra Craft Bookbinders' Guild Inc.'

For membership please complete this form and forward with payment to:
The Treasurer, Canberra Craft Bookbinders' Guild, PO Box 4322, Kingston ACT 2604

Name _____

Address _____

Phone/s _____

Email: _____